



#### T670 DISPLAY

All-new user interface provides easy access to a variety of professionally designed programs. Visually stimulating display features our proprietary CardioAdvisor™ and workout data on percent of goal completed, calories, calories per hour, speed, METs, time, distance, pace and incline. CSAFE compatible.



#### T680 DISPLAY

10.2" LCD is entertainment-ready and offers improved technologies important to any facility. Multi-source inputs (one three-plug RCA, and one co-axial) provide flexibility, and two headphone jacks reduce potential downtime. The 10.2" screen can display full-screen workout data, full screen video, or split-screen video/workout data. CSAFE compatible.

## Xtreme treadmills T670/80



## Xtreme treadmills T650/650M

#### T650 DISPLAY

Key features include large easy to read LED's and dot matrix and multiple easy to use program options. CardioAdvisor™ assists in targeted heart rate training, ActivZone™ illustrates the major muscle groups being activated during the workout and Bruce and Gerkin protocols add to the variety of feedback options.

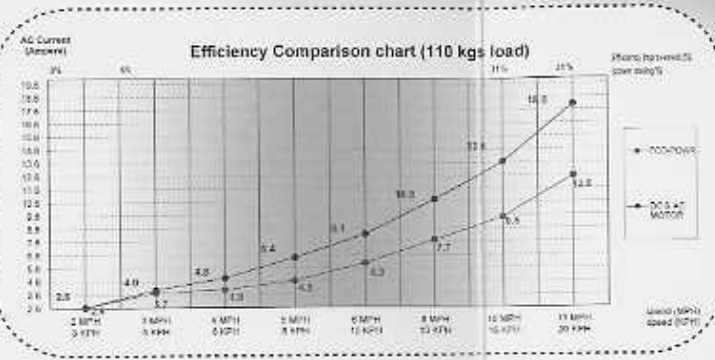
#### T670/80 COMMAND CENTER

This module positions your in-workout speed and incline controls in a convenient, easy-to-reach location. A 3-speed fan helps keep you comfortable during your workout.


The large 22" x 62" belt features a carbon-weave, low-friction design that's Xtremely resistant to static build-up. Our proprietary DuraSeam™ process is up to 33% stronger than traditional belt-seaming methods.

Our 4", 22 lb. rollers feature zinc alloy inserts that eliminate all stress to the center shaft, and sealed bearings for Xtreme durability.

The all-new **ECO-POWR™** System (Extreme Conservation and Output) is a technological marvel that delivers 4.0 hp of performance while using up to 31% less electricity than industry standard AC & DC motors. Based on national rates per kilowatt hour, a facility with 12 treadmills will SAVE \$3,000 ANNUALLY!



The all-new MyFlex™ cushioning system automatically adjusts to accommodate different user weights and, unlike some cushioning methods, it never loses its resiliency.



The all-new **ECO-POWR™** System (Extreme Conservation and Output) is a technological marvel that delivers 4.0 hp of performance while using up to 31% less electricity than industry standard AC & DC motors. Based on national rates per kilowatt hour, a facility with 12 treadmills will SAVE \$3,000 ANNUALLY!

The large 22" x 62" belt features a carbon-weave, low-friction design that's extremely resistant to static build-up.

The all-new MyFlex™ cushioning system automatically adjusts to accommodate different user weights and, unlike some cushioning methods, it never loses its resiliency.

Extra long handrails with adult and pediatric rail heights help all users feel safe and secure.

The large 22" x 62" belt features a carbon-weave, low-friction design that's extremely resistant to static build-up.

Micro-amp leakage is less than 300; approved for cardiac rehab.

The 450 lb. weight capacity will accommodate a wide range of bariatric and deconditioned users.

#### T650



#### T650M



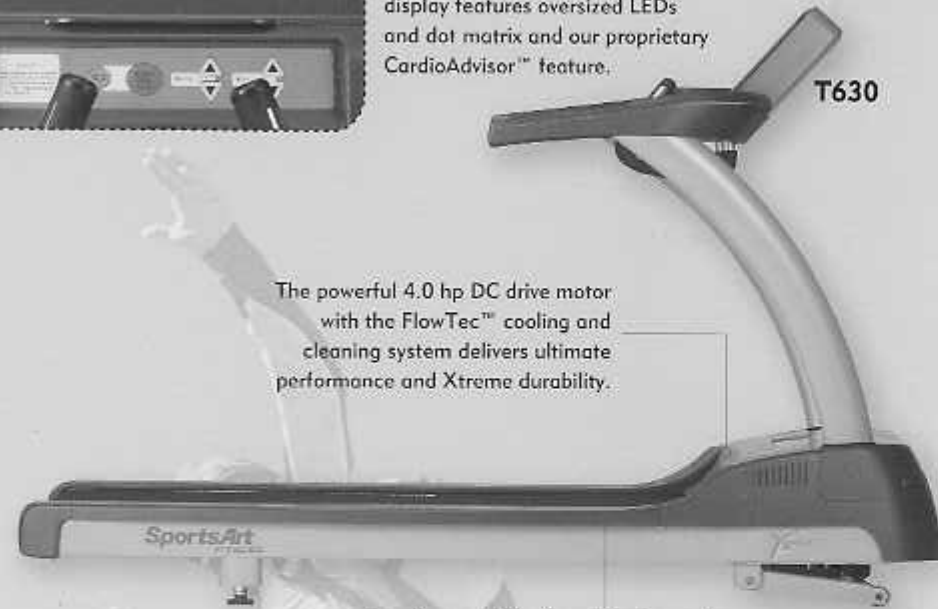
**SportsArt**  
FITNESS

## Xtreme treadmills T630/20



### T630 DISPLAY

The comprehensive, easy to read display features oversized LEDs and dot matrix and our proprietary CardioAdvisor™ feature.



T630

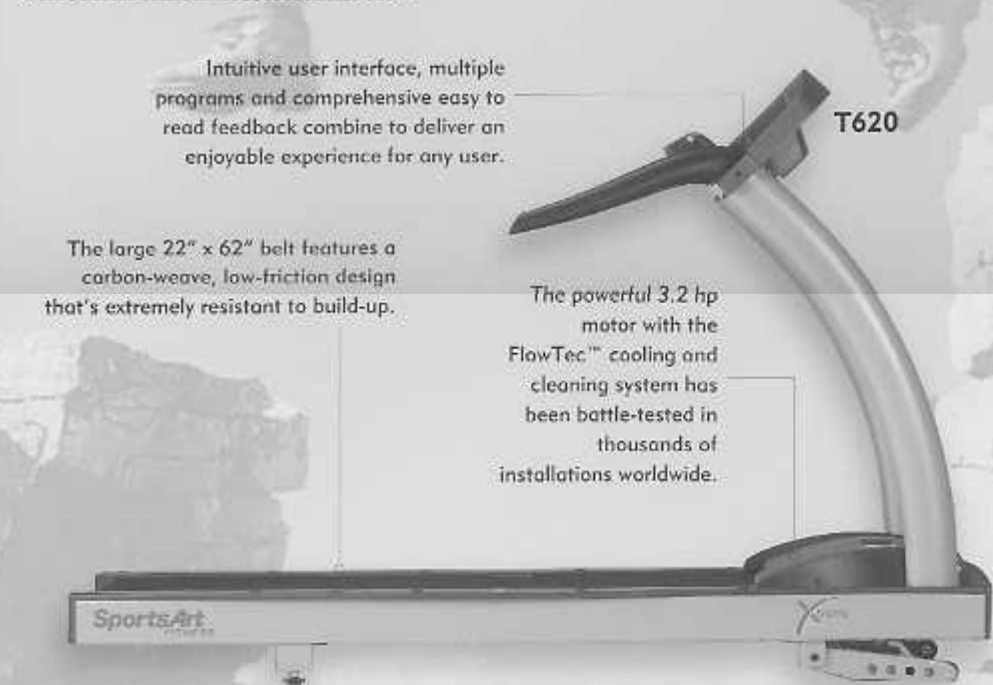
The powerful 4.0 hp DC drive motor with the FlowTec™ cooling and cleaning system delivers ultimate performance and Xtreme durability.

The all-new MyFlex™ cushioning system never loses resiliency and automatically adjusts to accommodate users of all sizes.



### T620 DISPLAY

Visually stimulating display complete with CardioAdvisor™, large easy-to-read LEDs, dot matrix and extensive programs.



T620

Intuitive user interface, multiple programs and comprehensive easy to read feedback combine to deliver an enjoyable experience for any user.

The large 22" x 62" belt features a carbon-weave, low-friction design that's extremely resistant to build-up.

The powerful 3.2 hp motor with the FlowTec™ cooling and cleaning system has been battle-tested in thousands of installations worldwide.

## Ordinary vs. Xtraordinary

The new SportsArt Fitness Xtreme Series is about escaping the ordinary. Because ordinary is the same old brands, looks and features. But Xtraordinary – that's new territory, and it's where SportsArt Fitness lives. Xtraordinary is eye-catching design and truly intuitive controls, to impress current members and attract new ones. Xtraordinary as exemplified by our over 100 U.S. and International technology patents and the first ISO certification in the industry – innovation and manufacturing that translate to higher reliability and lower cost of ownership. Xtraordinary is "green" fitness equipment – treadmills that burn up to 31% less energy while you burn calories. And Xtraordinary is customer support so committed that it wins industry awards.

So leave ordinary behind – start hanging out in Xtraordinary.



**SportsArt**  
FITNESS